



District Report Card: 2017


| | |
|--------------------------------|--------------------------|
| State: Himachal Pradesh | District: Una |
| Class: 8 | Subject: Language |
| Schools: 51 | Students: 1104 |


Participation/Coverage


Students

| | | | | |
|--|--------|-------|--------|-------|
| <div>GENDER</div> <div></div> | Boys | | Girls | |
| | Number | % | Number | % |
| | 619 | 56.07 | 485 | 43.93 |

| | | | | |
|---|--------|-------|--------|------|
| <div>AREA</div> <div></div> | Rural | | Urban | |
| | Number | % | Number | % |
| | 1055 | 95.56 | 49 | 4.44 |

| | | | | | | | | |
|--|--------|-------|--------|------|--------|-------|--------|-------|
| <div>CATEGORY</div> <div></div> | SC | | ST | | OBC | | GEN | |
| | Number | % | Number | % | Number | % | Number | % |
| | 373 | 33.79 | 10 | 0.91 | 320 | 28.99 | 401 | 36.32 |

| | | | | | | |
|--|----|----|----|------|----|-----|
| <div>CWSN</div> <div></div> | LD | VI | HI | S&LD | ID | Oth |
| | 0 | 1 | 1 | 4 | 5 | 0 |

| | | | | |
|--|------------|--------|------------------|------|
| <div>Management</div> <div></div> | Government | | Government-aided | |
| | Number | % | Number | % |
| | 1104 | 100.00 | 0 | 0.00 |

Average Performance of Students in Language (%)

| Overall | Gender | | Area | | Management | | Social Group | | | |
|---------|--------|--------|-------|-------|------------|-------|--------------|-------|-------|-------|
| | Male | Female | Rural | Urban | Govt. | Aided | SC | ST | OBC | GEN |
| 56.11 | 55.12 | 57.37 | 56.37 | 50.61 | 56.11 | 0.00 | 53.69 | 62.00 | 56.73 | 57.72 |

Performance on Learning Outcomes (LOs)

| Learning Outcomes | Description | Average Performance(%) |
|-------------------|--|------------------------|
| L813 | Read textual/non-textual materials with comprehension and identifies the details, characters, main idea and sequence of ideas and events while reading | 56.11 |

| Range of Performance of Students who Answered Correctly | | | | | | | |
|---|-------|-----------|-------|-----------|-------|-----------|-------|
| Below 30% | | 30% - 50% | | 50% - 75% | | Above 75% | |
| Number | % | Number | % | Number | % | Number | % |
| 143 | 12.95 | 270 | 24.46 | 483 | 43.75 | 208 | 18.84 |

Lowest Performing Learning Outcomes (LOs)

1 - Read textual/non-textual materials with comprehension and identifies the details, characters, main idea and sequence of ideas and events while reading (56.11)